

Schildhalter Sign Holders

PREMIUM

Universal Line

2-teiliger Aufbau
Madenschraube
Gewindebolzen

2-part construction
Grub screw
Threaded bolt



Montage

Der Schaft wird an die Wand geschraubt und der Schraubbolzen durch das Schildmaterial gesteckt und in den Schaft geschraubt.

Assembly

The shaft is screwed to the wall and the bolt is inserted through the sign material and screwed into the shaft.

Sicherung

- / Seitliche Madenschraube
- / Seitliche Bohrung im Kopf die es erlaubt, diesen mit Hilfe eines Dornwerkzeugs festzuziehen

Securing

- / Lateral grub screw
- / Small bore at the side of the head, which allows it to be tightened by using a mandrel tool

Besonderheiten

- / Ø bis 50 mm
- / Ausführung aus Messing erhältlich
- / Zwei transparente Glaslager
- / 4er-Sets, inkl. passenden Schrauben, Dübeln und Innensechskantschlüssel erhältlich (Artikelnummer UNI.xxx.xx.4Z)

Characteristics

- / Ø up to 50 mm
- / Versions made of brass available
- / Two transparent washers
- / Sets of 4, incl. matching screws, dowels and Allen key are available (article number UNI.xxx.xx.4Z)



Produktmaße

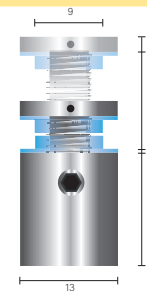
- / Durchmesser: 13, 15, 18, 25, 35 u. 50 mm (Messing: 13 und 18 mm)
- / Wandabstände: 15, 20, 25, 35 u. 50 mm
- / Variable Klemmbereiche:
 - 13/15mm Ø: 4 - 12 mm
 - 18 mm Ø: 8 - 18 mm
 - 25/35 mm Ø: 8 - 24 mm
 - 50 mm Ø: 10 - 38 mm

Product measures

- / Diameter: 13, 15, 18, 25, 35 and 50 mm (brass: 13 and 18 mm)
- / Wall clearances: 15, 20, 25, 35 and 50mm
- / Variable clamping ranges:
 - 13/15 mm Ø: 4 - 12 mm
 - 18 mm Ø: 8 - 18 mm
 - 25/35 mm Ø: 8 - 24 mm
 - 50mm Ø: 10 - 38 mm

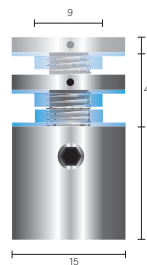
UniversalLine Schildhalter
 UniversalLine Sign Holders

Art.-Nr. VE	Art.-Nr. 4er Set	Kopf	Klemmbereich	Wandabstand	Bohrung
Art. No. unit	Art. No. set of 4	Head	Clamping Range	Wall Clearance	Bore
UNI.013.15	UNI.013.15.4Z	Ø 13 mm	4-9 mm	15 mm	Ø 10 mm
UNI.013.20	UNI.013.20.4Z	Ø 13 mm	4-12 mm	20 mm	Ø 10 mm



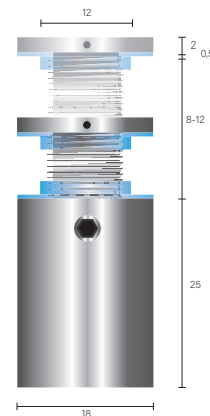
Beispiel/Example:
 Art.-Nr./Art.No. UNI.013.15

Art.-Nr. VE	Art.-Nr. 4er Set	Kopf	Klemmbereich	Wandabstand	Bohrung
Art. No. unit	Art. No. set of 4	Head	Clamping Range	Wall Clearance	Bore
UNI.015.15	UNI.015.15.4Z	Ø 15 mm	4-9 mm	15 mm	Ø 10 mm
UNI.015.20	UNI.015.20.4Z	Ø 15 mm	4-12 mm	20 mm	Ø 10 mm



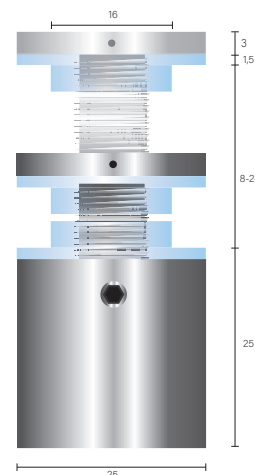
Beispiel/Example:
 Art.-Nr./Art.No. UNI.015.15

Art.-Nr. VE	Art.-Nr. 4er Set	Kopf	Klemmbereich	Wandabstand	Bohrung
Art. No. unit	Art. No. set of 4	Head	Clamping Range	Wall Clearance	Bore
UNI.018.25	UNI.018.25.4Z	Ø 18 mm	8-18 mm	25 mm	Ø 13 mm



Beispiel/Example:
 Art.-Nr./Art.No. UNI.018.25

Art.-Nr. VE	Art.-Nr. 4er Set	Kopf	Klemmbereich	Wandabstand	Bohrung
Art. No. unit	Art. No. set of 4	Head	Clamping Range	Wall Clearance	Bore
UNI.025.25	UNI.025.25.4Z	Ø 25 mm	8-24 mm	25 mm	Ø 18 mm



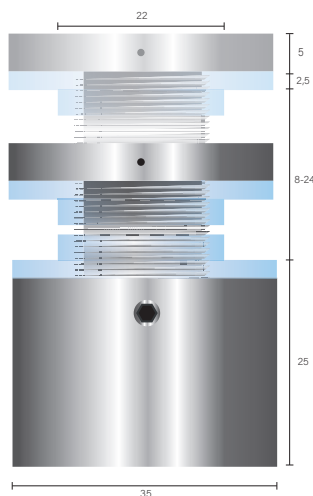
Beispiel/Example:
 Art.-Nr./Art.No. UNI.025.25

Schildhalter Sign Holders

PREMIUM

UniversalLine Schildhalter


UniversalLine Sign Holders



Art.-Nr. VE	Kopf	Klemmbereich	Wandabstand	Bohrung
Art. No. unit	Head	Clamping Range	Wall Clearance	Bore
UNI.035.035	Ø 35 mm	8-24 mm	35 mm	Ø 25 mm

Beispiel/Example:

Art.-Nr./Art.No. UNI.035.35



Art.-Nr. VE	Kopf	Klemmbereich	Wandabstand	Bohrung
Art. No. unit	Head	Clamping Range	Wall Clearance	Bore
UNI.050.50	Ø 50 mm	10-38 mm	50 mm	Ø 35 mm

Beispiel/Example:

Art.-Nr./Art.No. UNI.050.50

Messing Ausführungen

Brass Versions

Art.-Nr. VE	Art.-Nr. 4er Set	Kopf	Klemmbereich	Wandabstand	Bohrung
Art. No. unit	Art. No. set of 4	Head	Clamping Range	Wall Clearance	Bore
UNI.113.20	UNI.113.20.4Z	Ø 13 mm	4–12 mm	20 mm	Ø 10 mm




Art.-Nr. VE	Art.-Nr. 4er Set	Kopf	Klemmbereich	Wandabstand	Bohrung
Art. No. unit	Art. No. set of 4	Head	Clamping Range	Wall Clearance	Bore
UNI.118.25	UNI.118.25.4Z	Ø 18 mm	8–18 mm	25 mm	Ø 13 mm



Passende Schrauben und Dübel, Sechskantwerkzeug

Matching Screws and Dowels, Allen tool

Art.-Nr.	für Ø Kopf	Länge Schraube	Schraubenantrieb
Art. No.	for Ø Head	Length Screw	Screw Drive
400.801	13/15 mm	20 mm	Torx/torx
400.800	13/15 mm	40 mm	Torx/torx
454.3040	13/15 mm	40 mm	Kreuzschlitz/cross recess
454.440	18 mm	40 mm	Kreuzschlitz/cross recess
453.550	25 mm	50 mm	Kreuzschlitz/cross recess
453.650	35 mm	50 mm	Kreuzschlitz/cross recess
457.860	50 mm	60 mm	Sechskant/Hexagon
400.408	alle/all	-	Sechskantschlüssel/Allen key



Beispiel/Example:
Art.-Nr./Art.No. UNI.013.15.4Z