

# Schildhalter

## Sign Holders

PREMIUM

### Universal Line

2-teiliger Aufbau  
Madenschraube  
Gewindebolzen

2-part construction  
Grub screw  
Threaded bolt



#### Montage

Der Schaft wird an die Wand geschraubt und der Schraubbolzen durch das Schildmaterial gesteckt und in den Schaft geschraubt.

#### Sicherung

- / Seitliche Madenschraube
- / Seitliche Bohrung im Kopf die es erlaubt, diesen mit Hilfe eines Dornwerkzeugs festzuziehen

#### Besonderheiten

- / Ø bis 50 mm
- / Ausführung aus Messing erhältlich
- / Zwei transparente Glaslager

#### Verpackung

- / VE zu 25, 50 oder 100 Stück
- / 4er-Sets (Artikelnummer xxx.xxx.4) inkl. passenden Schrauben, Dübeln und Innensechskantschlüssel

#### Produktmaße

- / Durchmesser: 13, 15, 18, 25, 35 u. 50 mm (Messing: 13 und 18 mm)
- / Wandabstände: 15, 20, 25, 35 u. 50 mm
- / Variable Klemmbereiche:
  - 13/15mm Ø: 4 - 12 mm
  - 18 mm Ø: 8 - 18 mm
  - 25/35 mm Ø: 8 - 24 mm
  - 50 mm Ø: 10 - 38 mm

#### Assembly

The shaft is screwed to the wall and the bolt is inserted through the sign material and screwed into the shaft.

#### Securing

- / Lateral grub screw
- / Small bore at the side of the head, which allows it to be tightened by using a mandrel tool

#### Characteristics

- / Ø up to 50 mm
- / Versions made of brass available
- / Two transparent washers

#### Packaging

- / Units of 25, 50 or 100 pieces
- / Sets of 4 (article number xxx.xxx.4) incl. screws, dowels and Allen key

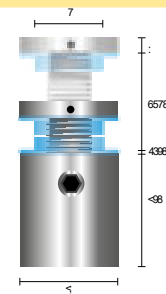
#### Product measures

- / Diameter: 13, 15, 18, 25, 35 and 50 mm (brass: 13 and 18 mm)
- / Wall clearances: 15, 20, 25, 35 and 50mm
- / Variable clamping ranges:
  - 13/15 mm Ø: 4 - 12 mm
  - 18 mm Ø: 8 - 18 mm
  - 25/35 mm Ø: 8 - 24 mm
  - 50mm Ø: 10 - 38 mm

## UniversalLine Schildhalter

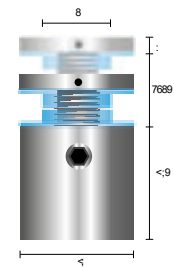
## UniversalLine Sign Holders

Art.-Nr. VE	Art.-Nr. 4er Set	Kopf	Klemmbereich	Wandabstand	Bohrung
Art. No. unit	Art. No. set of 4	Head	Clamping Range	Wall Clearance	Bore
103.004	103.004.4	Ø 13 mm	4–9 mm	15 mm	Ø 10 mm
103.003	103.003.4	Ø 13 mm	4–12 mm	20 mm	Ø 10 mm



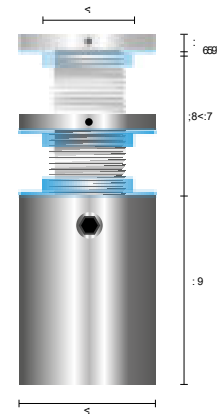
Beispiel/Example:  
Art.-Nr./Art.No. 103.004

Art.-Nr. VE	Art.-Nr. 4er Set	Kopf	Klemmbereich	Wandabstand	Bohrung
Art. No. unit	Art. No. set of 4	Head	Clamping Range	Wall Clearance	Bore
103.006	103.006.4	Ø 15 mm	4–9 mm	15 mm	Ø 10 mm
103.005	103.005.4	Ø 15 mm	4–12 mm	20 mm	Ø 10 mm



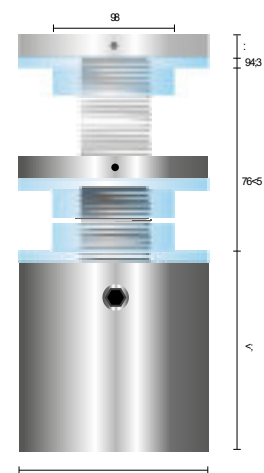
Beispiel/Example:  
Art.-Nr./Art.No. 103.006

Art.-Nr. VE	Art.-Nr. 4er Set	Kopf	Klemmbereich	Wandabstand	Bohrung
Art. No. unit	Art. No. set of 4	Head	Clamping Range	Wall Clearance	Bore
103.010	103.010.4	Ø 18 mm	8–18 mm	25 mm	Ø 13 mm



Beispiel/Example:  
Art.-Nr./Art.No. 103.010

Art.-Nr. VE	Art.-Nr. 4er Set	Kopf	Klemmbereich	Wandabstand	Bohrung
Art. No. unit	Art. No. set of 4	Head	Clamping Range	Wall Clearance	Bore
103.025	103.025.4	Ø 25 mm	8–20 mm	25 mm	Ø 18 mm



Beispiel/Example:  
Art.-Nr./Art.No. 103.025

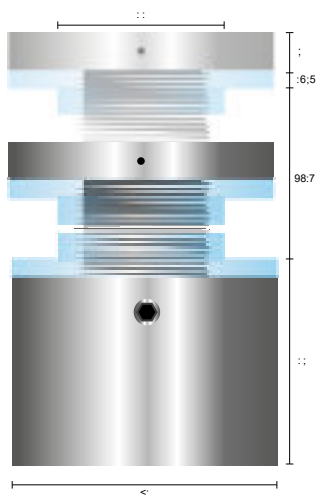
# Schildhalter

## Sign Holders

PREMIUM


### UniversalLine Schildhalter

### UniversalLine Sign Holders



Art.-Nr. VE	Kopf	Klemmbereich	Wandabstand	Bohrung
Art. No. unit	Head	Clamping Range	Wall Clearance	Bore
103.035	Ø 35 mm	8–24 mm	35 mm	Ø 25 mm

Beispiel/Example:  
Art.-Nr./Art.No. 103.035



Art.-Nr. VE	Kopf	Klemmbereich	Wandabstand	Bohrung
Art. No. unit	Head	Clamping Range	Wall Clearance	Bore
103.050	Ø 50 mm	10–38 mm	50 mm	Ø 35 mm

Beispiel/Example:  
Art.-Nr./Art.No. 103.050

## Messing Ausführungen

### Brass Versions

Art.-Nr. VE	Art.-Nr. 4er Set	Kopf	Klemmbereich	Wandabstand	Bohrung
Art. No. unit	Art. No. set of 4	Head	Clamping Range	Wall Clearance	Bore
103.213	103.213.4	Ø 13 mm	4–12 mm	20 mm	Ø 10 mm




Art.-Nr. VE	Art.-Nr. 4er Set	Kopf	Klemmbereich	Wandabstand	Bohrung
Art. No. unit	Art. No. set of 4	Head	Clamping Range	Wall Clearance	Bore
103.218	103.218.4	Ø 18 mm	8–18 mm	25 mm	Ø 13 mm



## 4er Montagesets (Schrauben und Dübel, Innensechskantschlüssel separat)

### Mounting Sets of 4 (Screws and Dowels, Allen Key separately)

Art.-Nr.	für Ø Kopf	Länge Schraube	Schraubenantrieb
Art. No.	for Ø Head	Length Screw	Screw Drive
400.801.4S	13/15 mm	20 mm	Torx/torx
400.800.4S	13/15 mm	40 mm	Torx/torx
454.3040.4S	13/15 mm	40 mm	Kreuzschlitz/cross recess
454.440.4S	18 mm	40 mm	Kreuzschlitz/cross recess
453.550.4S	25 mm	50 mm	Kreuzschlitz/cross recess
453.650.4S	35 mm	50 mm	Kreuzschlitz/cross recess
457.860.4S	50 mm	60 mm	Sechskant/Hexagon
400.408	alle/all	-	Sechskantschlüssel/allen key



Beispiel/Example:  
Art.-Nr./Art.No. 103.003.4